

Differentiated Thyroid Cancers in the Wake of the Chernobyl Nuclear Accident May Be Efficiently Treated with I-131 Even in Patients with Disseminated Pulmonary Metastases

was considered in patients with thyroglobulin measurements $>10 \mu\text{g/L}$ with a response of the tumor to treatment and a progressive decline of serum thyroglobulin values. The remaining patients were considered to be suffering from progressive disease.

Results

In 134 children without distant metastases the cumulative high ^{131}I doses varied between 1 and 25 GBq (27 and 675 mCi). Obviously, 100 patients with distant metastases received higher cumulative doses (4 to 63.6 GBq [100 to 1700 mCi]; median, 16.9 GBq [450 mCi]). Note that because of local circumstances, in some instances the interval between surgery and the first RIT treatment was as long as several years.

Complete remission was achieved in 64% of the 134 children, nearly complete remission in 30%, and partial remission in 4.8%; there was no relapse. The follow-up between the last ^{131}I therapy and the latest examination ranged from 7.4 to 13.9 years. Most importantly, there were no local or distant DTC recurrences in incomplete responders or any sign of disease progression in nearly complete responders. One patient died of advanced pulmonary fibrosis 19 years after diagnosis and 17 years after treatment. Two other patients died of causes unrelated to DTC. No patient died of DTC. As expected, complete remissions were more frequent in patients in whom the disease was discovered long after 1986 and in

those with low initial serum thyroglobulin levels. Pulmonary fibrosis was not limited to the one patient who died of it: seven other patients showed persistence or transient evidence of lung fibrosis. All these cases had diffuse pulmonary metastases with high initial TG levels (290 to 9760 $\mu\text{g/L}$).

Clinical follow-up indicates that reproductive function was impaired in males, since only 24% of the affected men have children while 51% of the women have children.

Conclusions

This cohort of patients with DTC with local invasion and/or distant metastases is a selected group of patients at increased risk. The follow-up, which now extends over 11 years after RIT, is very encouraging; none of the patients died of progressive thyroid cancer, the majority (64%) were in complete remission, and some (4.8%) had partial remission, with clinical follow-up indicating an improvement of their health status because thyroglobulin levels tended to decrease over years with suppressive doses of thyroxine alone. In some cases, the ^{131}I doses that had to be given were very high, but on the average dose of 141 MBq/kg (3.8 mCi/kg) was still acceptable. Lung fibrosis was seen in several cases, but only in patients initially presenting with pulmonary metastases. One of these patients died of pulmonary insufficiency.

ANALYSIS AND COMMENTARY ● ● ● ● ●

Among the 5127 young patients with papillary thyroid carcinoma in the Chernobyl area, no aggressive forms (e.g., tall-cell, insular, or columnar-cell carcinoma) were found; therefore, the prognosis of these tumors is essentially good, provided the children have access to adequate treatment (3). In control populations, the more aggressive forms are also extremely rare, so it is premature to conclude that aggressive forms do not

occur after incidents like that in Chernobyl. Although, the increased cancer risk was limited to children and adolescents below 14 years of age in 1986, the whole population continues to be surveyed.

The results of this study are highly encouraging. Some patients had very advanced disease with disseminated miliary pulmonary metastases. Following repeat treatments with radioactive iodine, the pulmonary
continued on next page

Differentiated Thyroid Cancers in the Wake of the Chernobyl Nuclear Accident May Be Efficiently Treated with I-131 Even in Patients with Disseminated Pulmonary Metastases

Albert G. Burger

seeding disappeared or was markedly reduced. This experience certainly contrasts with the rare success rate in sporadic DTC with pulmonary involvement in adults.


The most difficult question is with regard to the balance between treatment and secondary effects of treatment, particularly pulmonary fibrosis. In this

context, it would be interesting to know the cumulative dose of ¹³¹I in the patient who died of pulmonary fibrosis. Also, we do not know the incidence of secondary tumors that have been reported in the adult DTC population treated with ¹³¹I. For the moment, however, there is no alternative way of treating these cancers.


References

1. Takamura N, Yamashita S. Lessons from Chernobyl. *Fukushima J Med Sci* 2011;57:81-85.
2. Demidchik YE, Demidchik EP, Reiners C, Biko J, Mine M, Saenko VA, Yamashita S. Comprehensive clinical assessment of 740 cases of surgically treated thyroid cancer in children of Belarus. *Ann Surg* 2006;243:525-32.
3. Williams ED, Abrosimov A, Bogdanova T, Demidchik EP, Ito M, LiVolsi V, Lushnikov E, Rosai J, Tronko MD, Tsyb AF, et al. Morphologic characteristics of Chernobyl-related childhood papillary thyroid carcinomas are independent of radiation exposure but vary with iodine intake. *Thyroid* 2008;18:847-52.


DEDICATED TO SCIENTIFIC INQUIRY, CLINICAL EXCELLENCE, PUBLIC SERVICE, EDUCATION, AND COLLABORATION.




AMERICAN
THYROID
ASSOCIATION
FOUNDED 1923



ATA Publications



Public & Patients



Physicians & Professionals

www.thyroid.org

ABOUT THE ATA GIVE ONLINE JOIN THE ATA FELLOWS' CORNER MEMBERS ONLY

We invite you to join the ATA!

Are You Intrigued by the Study of the Thyroid? You Belong in the ATA!

- ATA members are leaders in thyroidology who promote excellence and innovation in clinical care, research, education, and public policy.
- Join us as we advance our understanding of the causes and improve the clinical management of thyroid diseases in this era of rapid pace biomedical discovery.
- A close-knit, collegial group of physicians and scientists, the ATA is dedicated to the research and treatment of thyroid diseases. ATA's rich history dates back to 1923 and its members are respected worldwide as leaders in thyroidology.
- The ATA encourages you to apply for membership. We want you to experience the wealth of knowledge and enjoy the benefits of being active in this highly specialized and regarded society. The ATA looks forward to having you as a member!